

Wall Mount Shower Hinge - Polished Chrome (Model: JGX990.1PC)



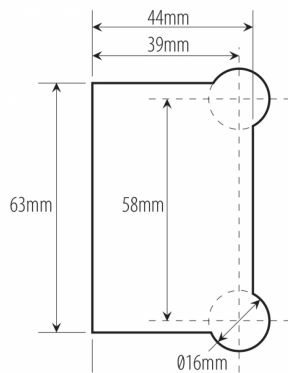
• TO BE DISCONTINUED - LOW STOCK - CHECK BEFORE ORDERING

• Glass Thickness: 10mm or 12mm tempered safety glass.

• Max. Door Weight: Using 2 hinges for 37kg, 3 hinges for 55kg.

• Max. Door Width: 2 hinges for 800mm, 3 hinges for 900mm.


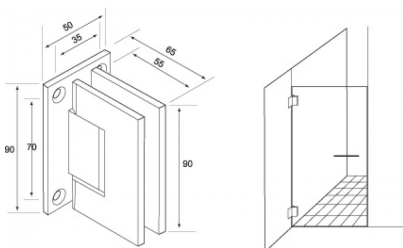
• Complete with gaskets, stainless steel screws & wall plugs.



Attributes:

Product Code: JGX990.1PC

Unit Of Sale: 1 Hinge



POLISHED CHROME FINISH