

Hydraulic Bottom Patch Door Kit Incl. Top Patch & Pivot - SS ( Model: KGT10SS-AUTO100NHO )



Non hold open bottom patch fitting with concealed spring for door closing. Kit includes the hydraulic bottom patch, the matching top patch and the top pivot. With this fitting there is now no need to dig out for traditional floor spring boxes especially in areas where underground services may be present such as underfloor heating. These are ideal for offices, internal doors or external doors that may be sheltered from extreme wind.

• **Specification**

- Compliant with EN 1154
- Quick and easy installation.
- Suitable door weight: Max 100kg.
- Suitable door width: 750-1000mm.
- Suitable door thickness: 8-12mm.
- Easy installation with base seat adjustable: +3mm backward and forward +3mm left and right and 4° alignment adjustment.
- Finish: SSS



**Kit Parts**

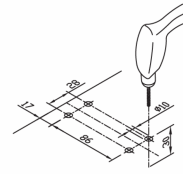
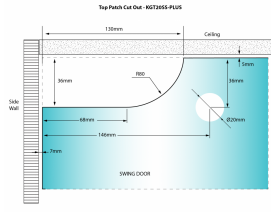
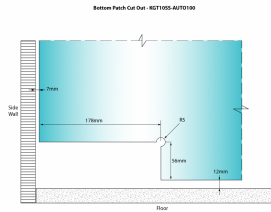
Include: Top Pivot - K9124, Top Patch - KGT20SS-PLUS and Bottom Patch KGT10SS-AUTO100NHO

Attributes:

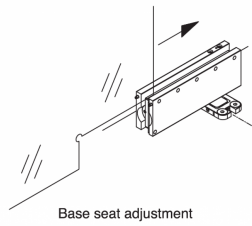
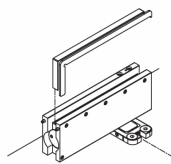
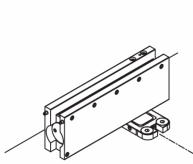
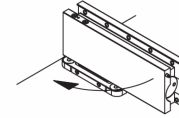
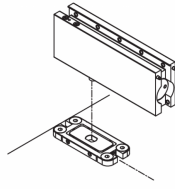
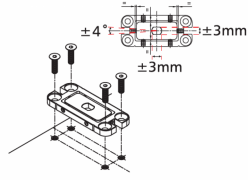
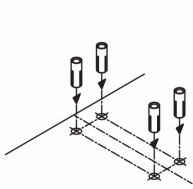
**Product Code:** KGT10SS-AUTO100NHO

**Unit Of Sale:** Kit





Unit: mm



Base seat adjustment

