60mm Dia. Flat Head Fixed Bolt For 6 - 22mm Thick Glass (Model: KSP.V2003-0622-1465)

Fixed bolt with a 60mm diameter flat head for use in spider glazing systems. Suitable for glazing from the outside or blind access glazing. Manufactured using 316 grade stainless steel. Standard 65mm long axis and suitable for 8 - 15mm thick glass. Please see the other bolts in the range for additional glass thicknesses. Special dimension glass bolts available on request. Glassparts recommend using thread locking compound whenever possible.
These items are not held in stock and will require approximately 1-2 weeks delivery time

Attributes:

Product Code: KSP.V2003-0622-1465

Unit Of Sale: Each

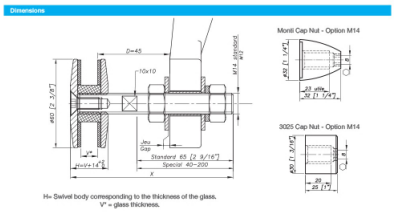

H= Swivel body corresponding to the thickness of the glass.
V= = glass thickness.

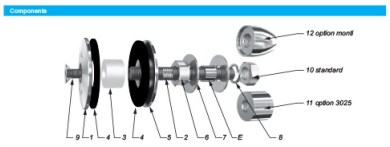

MARK	QUANTITY	DESIGNATION	MATERIAL
1	1	External plate	X2 Cr Ni Mo 17.12.2 as per EN 10088-3
2	1	Threaded axle	A4
3	1	Spacer Ø 25	Polyacetyl
4	2	Contact washer	EPDM
5	1	Glass nut Ø 60	X2 Cr Ni Mo 17.12.2 as per EN 10088-3
6	1	Nut DIN 934	A4
7	2	Washer	A4
8	1	Lock washer127	A4
9	1	Bolt DIN7991 M8x20	A4
10	1	Nut DIN 934	A4
11	1	3025 Cap Nut - Option	X2 Cr Ni Mo 17.12.2 as per EN 10088-3
12	1	Monti Cap Nut - Option	X2 Cr Ni Mo 17.12.2 as per EN 10088-3

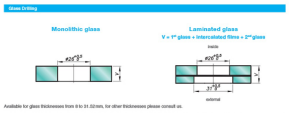

Available for glass thicknesses from 8 to 31.52 mm, for other thicknesses please consult us.

It is important to provide the following information with each request : the glass composition (ex. : 10 mm monolithic, 8.8.4 laminated, 8.8.2/-10-10 insulating) / the length and diameter of the threaded axle if not standard dimensions (M14, 45 mm) / the reference of the spider to be used as support, or the thickness of an existing support for the delivery of the spacer.

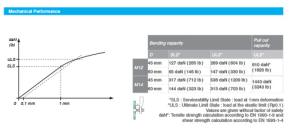

		Bending capacity		Pull out capacity
	Ø	SS 316	Unit	Unit
M12	45 mm	127 daN (285 lb)	269 daN (604 lb)	850 daN* (1909 lb)
	60 mm	66 daN (148 lb)	147 daN (330 lb)	
M14	45 mm	317 daN (712 lb)	508 daN (1200 lb)	1443 daN (3243 lb)
	60 mm	144 daN (323 lb)	313 daN (703 lb)	

YS,0 : Serviceability Limit State : load at 1 mm deformation
*UL,0 : Ultimate Limit State : load at the elastic limit (Fig0.1)
Values are given without factor of safety
daN* : Tensile strength calculation according to EN 1990-1-8 and shear strength calculation according to EN 1993-1-4